



WOOD COMPOSITE BOARDS
WALL CLADDING - DECKING - SHEDS - FENCES

TABLE OF CONTENTS

WALL CLADDING	p. 3	DECKING	p. 40
About.....	p. 4	Overview.....	p. 42
Our Mission.....	p. 4	The FiberWood Quality.....	p. 43
Wall Cladding	p. 5	Semi-Solid Deck Board AVANTAGE	p. 44
ROYAL EDITION	p. 6	Available Colors	p. 44
IMPERIAL EDITION	p. 7	Solid Deck Board ELITE	p. 45
CLASSIC EDITION	p. 9	Molded Nosing Board & Step.....	p. 46
BOARD & BATTEN EDITION	p. 11	Starting Boards	p. 47
FiberWood Benefits	p. 13	Hidden Fasteners.....	p. 48
Proshield Premium® Protection.....	p. 14	Intallation & Accessories.....	p. 49
Available Colors	p. 15	Technical Sheet.....	p. 50
Moldings for Wall Cladding.....	p. 16	Comparison Chart.....	p. 51
Screw & Drill for Wall Cladding.....	p. 16		
Technical Sheet.....	p. 17		
SHEDS	p. 18	COMPOSITE FENCES	p. 52
2024 Sheds – Overview	p. 19	ROYAL EDITION	p. 53
MIRAGE	p. 23	CLASSIC EDITION	p. 55
Available Sizes and Specifications.....	p. 25	Available Colors	p. 56
Available Colors	p. 26	DECORATIVE ALUMINUM PANELS	p. 58
Components.....	p. 27	RIVERSTONE	p. 59
MISTRAL	p. 28	PALM	p. 60
Available Sizes	p. 30	BAMBOO	p. 61
Available Colors	p. 31	MATRIX	p. 62
Components.....	p. 32	PICASSO	p. 63
Technical Sheet.....	p. 33	ALUMINUM FOR FENCES	p. 64
SCANDINAVIAN	p. 34	Aluminum Doors	p. 67
Available Sizes	p. 36	Aluminum Boards	p. 69
Available Colors	p. 37	Structures & Accessories	p. 70
Components.....	p. 38	OUR COMMITMENT TO THE PLANET	p. 71
Technical Features.....	p. 39	100% Eco-Friendly Product.....	p. 72



CLADDING



About

We are a Canadian company committed to providing you with the best wood composite products at the best prices, all accompanied by an excellent satisfaction guarantee for your peace of mind.

With over 20 years of expertise at your service, our team will be able to guide and advise you in all your projects.

Our Mission

Allowing you to create exceptional outdoor and indoor spaces that will last over time with very little maintenance.

FIBERWOOD, the beauty of outdoor and indoor living spaces redefined.



FIBERWOOD WALL CLADDING

- A MUST FOR ALL YOUR CONSTRUCTION AND RENOVATION PROJECTS

Fiberwood offers you nothing but the best for your FIBERWOOD wood composite cladding, featuring our PROSHIELD PREMIUM® protective coating that covers all three visible sides.

Our coating provides unparalleled protection against external elements, thanks to its waterproof and damage-resistant protective layer that guards against humidity, rot, insects, UV rays, scratches, and other harmful factors.

This allows us to offer you an extended 30-year warranty on all of our boards.

Our cladding is available in four different editions, offering a wide range of trendy colors to fulfill all your expectations and requirements for both interior and exterior projects.





Royal Edition

The FLUTED WOOD COMPOSITE WALL PANELS stand out for its unique design both in its engineering structure and in its installation method. With its tri-dimensional look, our embossed panels add texture and create an additional dimension, while breaking the monotony of continuous lines.

The ROYAL EDITION is not just visually stunning, it also boasts an incredibly durable structure. Elevate your interior and exterior cladding with a touch of luxury, perfect for walls, ceilings, or beneath cornices. Love at first sight guaranteed!



Imperial Edition

Get ready to be enchanted by the undeniable charm and appeal of the IMPERIAL edition, offering fluted-style siding. This elegant and refined siding style will bring a touch of classic sophistication to your home, condo, or cottage.

The Imperial edition offers three-dimensional panels that provide texture and infuse warmth to the materials they are paired with while creating a visual break in extended monotonous lines. These panels are designed for both outdoor and indoor installations.

Royal & Imperial Edition

- ✓ Unique engineering design
- ✓ FIBERWOOD wood composite cladding of exceptional quality
- ✓ Very attractive tri-dimensional fluted appearance
- ✓ Perfect for indoor or outdoor installation
- ✓ Ultra strong board structure
- ✓ Tongue and Groove board system conceals screws for perfect installation
- ✓ Simple and easy installation
- ✓ Time-tested...
30-year warranty





Classic Edition

This type of siding is a perfect imitation of wood but without all of its drawbacks: a combination of the beauty of natural wood with the unequaled

performance of our FIBERWOOD wood composite. Indoor or outdoor, the Classic Edition is easy to install and allows you to create warm and unique spaces.

Classic Edition

- ✓ A classic! Perfect imitation of wood without its drawbacks
- ✓ The beauty of natural wood with the unmatched performance of our high quality FIBERWOOD wood composite
- ✓ Perfect for indoor or outdoor installation
- ✓ Solid board structure
- ✓ Tongue and Groove board system conceals screws for perfect installation
- ✓ Pre-drilled boards that allow quick and easy installation
- ✓ Time-tested...
30-year warranty





BOARD AND BATTEN EDITION

If you're considering enhancing your home's exterior or interior, there's no doubt that Board & Batten siding is the ideal option to significantly boost your curb appeal. Whether used as an accent or as the primary cladding, it has the potential to elevate your home's design to new heights.

Our Board & Batten Edition will appeal to those

seeking a blend of rustic and contemporary aesthetics. It will completely transform the appearance of your home by creating an illusion of height, while offering a modern and elegant look. Additionally, this type of cladding is highly durable and weather-resistant, making it an ideal choice for exterior walls exposed to the elements.

Board and Batten Edition

- ✓ Increased durability compared to other materials such as wood
- ✓ Rustic and unique style
- ✓ Perfect for indoor or outdoor installation
- ✓ Solid board structure
- ✓ Tongue and Groove board system that conceals screws for a perfect installation
- ✓ Pre-drilled boards that allow quick and easy installation
- ✓ Time-tested... 30-year warranty.



FIBERWOOD BENEFITS

Our FIBERWOOD wall claddings have innumerable advantages compared to all other types of claddings available on the market, which make them a very wise choice for all your projects.



Easy to install! Only screws are needed to fix the cladding. Panels can be attached directly to almost any material that is strong and in good condition.



Very little maintenance. Unlike natural wood cladding, our boards do not require heavy and regular maintenance. Wood composite cladding only requires occasional rinsing with clean water to retain its full shine.



No painting, sanding or staining required. No splinters or splits. They do not deform or swell.



A variety of colors for all styles and projects.



Resists insect attacks.
Resists rot and mildew.



Anti-fade and UV technology protection.



Each board is coated with PROSHIELD PREMIUM® on all three visible sides for ultimate protection.



Rot-proof boards, they are insensitive to humidity, rays and temperature changes.



It is impossible for moss and fungi to develop on this type of material.



An affordable price: FIBERWOOD stands out for its quality, but also for its very competitive prices. Taking into account the lifespan of the product and that it requires little maintenance, this is a very smart purchase for your projects.



Fiberwood offers a 30-year warranty on boards.





OPTIMAL PROTECTION PROSHIELD PREMIUM®



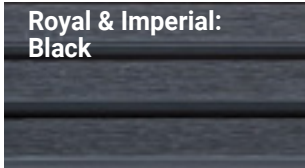
Our FIBERWOOD wood composite boards benefit from excellent protection, our PROSHIELD PREMIUM protection. This protective layer, which covers our boards on the three visible sides, provides ultimate protection against stains, shocks, insects and scratches. It also offers very good protection against UV rays which are responsible for the discoloration of the boards.




**ROYAL EDITION (7 COLORS) &
IMPERIAL EDITION (5 COLORS)**

**CLASSIC EDITION
(7 COLORS)**


**BOARD AND BATTEN
EDITION (3 COLORS)**



Royal & Imperial:
Black



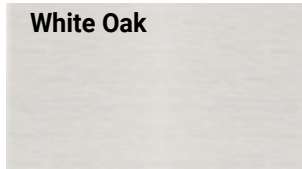
Black




Black



Royal: White Oak



White Oak



White
Oak



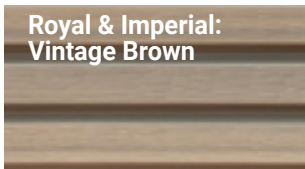
Royal & Imperial:
Natural Wood




Natural Wood



Pure
White





Royal & Imperial:
Vintage Brown



Vintage Brown



Royal & Imperial:
Walnut



Walnut




Royal & Imperial:
Teak



Teak



Royal: Grey Rock




Grey Rock



WALL CLADDING INSTALLATION TRIMS

Discover our range of ultra-easy-to-install trims, now available in 8 colors. Thanks to their simple and quick fixing system, you'll be able to complete all your wall covering projects in the blink of an eye.

Our trims are made from high-quality materials, such as aluminum and/or wood composite, ensuring a long lifespan and increased resistance to scratches and impact. You'll be amazed at how easy it is to install our moldings in record time.



The front trims are also available in matte black finished aluminum.

- 1 J trim
- 2 Single starting trim
- 3 Double starting trim
- 4 Transition trim for vertical installation
- 5 H trim
- 6 External corner trim
- 7 Internal corner trim

The front part of the trims made of wood composite are color-matched to the cladding boards. The aluminum black part of the trims comes pre-drilled with holes for easy installation. The black powder coating of the aluminum parts minimizes reflection.


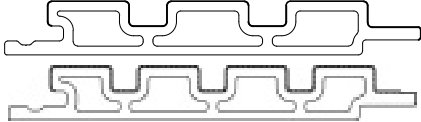
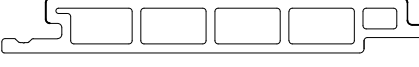
SCREW & DRILL FOR WALL CLADDING

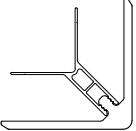
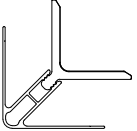
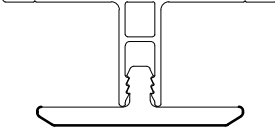
Secure all your cladding boards and moldings using either our wood framing screws or self-drilling metal screws for steel framing. Made of stainless steel, they are suitable for both indoor and outdoor installations. Their full-thread design ensures shear strength, while their steel body adds durability.

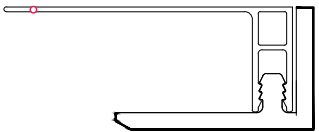
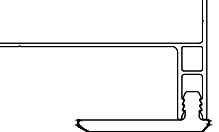
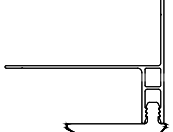
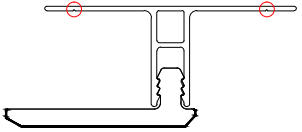


- #6 Flat Torx Head no. T15 Screw, 1 1/2"
- Stainless steel
- Available in packs of 90, 450, or 900 units
- 2" T15 Torx Drill Bits included in each pack

- Self-drilling metal screws
- #6 Flat Torx Head no. T15 Screw, 1 1/2"
- Stainless steel
- Available in packs of 450 units
- 2" T15 Torx Drill Bits included in each pack

FEATURES	BOARD / WALL CLADDING		
	BOARD AND BATTEN	ROYAL	CLASSIC
	1" X 11"	1" X 7 1/2"	1" X 7 1/2"
Actual Dimensions - Standard	0.98" X 11.1"	0.98" X 7.6	0.98" X 7.6"
Actual Dimensions - Metric	25MM X 281MM	25MM X 193.8MM	25MM X 193.2MM
Available Length - Standard	10' and 12'	10' and 12'	10' and 12'
Available Length - Metric	10' = 3080MM 12' = 3690MM	10' = 3080MM 12' = 3690MM	10' = 3080MM 12' = 3690MM
Weight / Liner Meter	3.54 kg/m	2.493 kg/m	2.58 kg/m
DRAWING			

FEATURES	ACCESSORIES / WALL CLADDING		
	EXTERNAL CORNER TRIM	INTERNAL CORNER TRIM	H TRIM
	2 7/8" x 2 7/8"	2 3/8" x 2 3/8"	2 3/4" x 1 1/4"
Actual Dimensions - Standard	2.87" X 2.87"	2.36" X 2.36"	2.7" X 1.2"
Actual Dimensions - Metric	73MM X 73MM	60MM X 60MM	68MM X 30.5MM
Available Length - Standard	12'	12'	12'
Available Length - Metric	3660MM	3660MM	3660MM
Weight / Liner Meter	1,5 kg/m	1,24 kg/m	0,83 kg/m
DRAWING			

FEATURES	ACCESSORIES / WALL CLADDING			
	J TRIM	SINGLE STARTING TRIM	DOUBLE STARTING TRIM	TRANSITION TRIM
	2 7/8" x 1 1/4"	2 7/8" x 1 7/8"	2 7/8" x 2 1/5"	2 3/4" x 1 1/4"
Actual Dimensions - Standard	2.93" X 1.24"	2.86" X 1.87"	2.93" X 2.5"	2.79" X 1.2"
Actual Dimensions - Metric	74.31MM X 31.5MM	72.81MM X 47.5MM	74.31MM X 63.5MM	71MM X 30.5MM
Available Length - Standard	12'	12'	12'	12'
Available Length - Metric	3660MM	3660MM	3660MM	3660MM
Weight / Liner Meter	0,985 kg/m	0,826 kg/m	0,891 kg/m	0,74 kg/m
DRAWING				



SHEEDS

2024 SHEDS - OVERVIEW

AVAILABLE COLORS



AVAILABLE SIZES



ITEM# : K-MIRA0707
DIMENSIONS : 7' X 7'



ITEM# : K-MIRA0907
DIMENSIONS : 9' X 7'



ITEM# : K-MIRA1107
DIMENSIONS : 11' X 7'

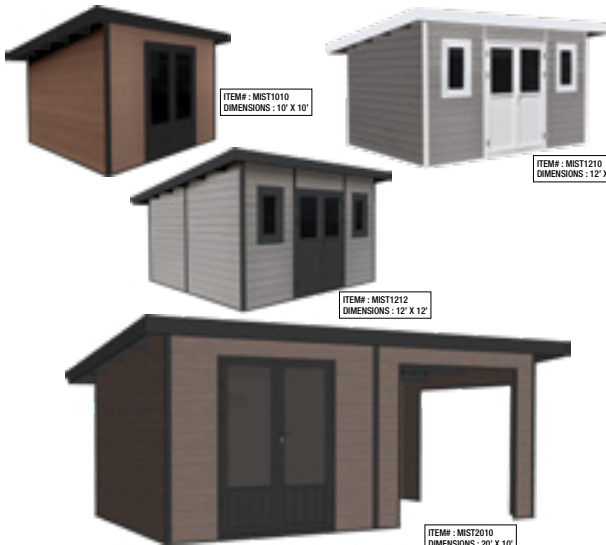
The Mirage

AVAILABLE COLORS



White & Black Aluminum Available

AVAILABLE SIZES



AVAILABLE COLORS



White & Black Aluminum Available

AVAILABLE SIZES



The Mistral

The Scandinave

OUR WOOD COMPOSITE SHEDS: MUCH MORE THAN SIMPLE SHEDS!

Discover our high-end collection of wood composite sheds, an elegant and durable solution for all your outdoor storage needs. With three models available in a variety of sizes and colors, the MIRAGE, MISTRAL, and SCANDINAVIAN will exceed all your expectations.

The MIRAGE combines modern aesthetics with a robust design of contemporary and sleek elegance. Its sturdy construction is capable of supporting up to 20lb/ft² on its roof. Admire its beauty and enjoy its exceptional durability.

The MISTRAL embodies contemporary refinement with its lean-to roof. Its large double glazed smoked thermal doors flood the interior with natural light, adding a touch of sophistication to your storage space. Integrated gutters ensure efficient rainwater management, protecting your shed from the detrimental effects of moisture.

The SCANDINAVIAN elegantly revisits the classic style with its gable roof. Offering spacious storage space, it will meet all your storage needs. The tinted thermal glass windows add a subtle touch of elegance, while the latches on each window provide additional security for your precious belongings.

Thanks to our advanced wood composite manufacturing technology, these sheds offer remarkable lifespan longevity of 10 years, allowing them to preserve their radiant beauty over time.



FIBERWOOD SHEDS – UNBEATABLE DESIGN

Leader in wood composite sheds, FIBERWOOD continues to innovate by offering you sheds that will meet and even exceed your expectations.

Available in various models and sizes, from simple storage to a secondary living space, our sheds will stand out first and foremost for their incomparable styles and designs, but also because our design teams have not overlooked anything in their designs.

SEE THE DIFFERENCE

One of the main advantages of FIBERWOOD wood composite sheds is their structure and solidity once they are assembled.

Designed to cope with our North American climatic conditions, our sheds will offer you peace of mind by their conception as well as the little maintenance they will require over time.



ROOF

- ✓ PVC + ASA panel - Heat resistant and perfectly waterproof and has a UV protection.
- ✓ Structure of the roof in high quality extruded aluminum.

CORNICE, GUTTER AND VENTILATION

- ✓ All our sheds are equipped with an extruded aluminum cornice directly on the roof structure to give a perfectly integrated fascia to your shed. Gutters and downspouts are included in all our models with the exception of the Mirage.
- ✓ All our sheds except Mirage are equipped with ventilation grilles to allow good air circulation inside the shed.

WALLS

- ✓ High quality aluminum structure.
- ✓ FIBERWOOD wood composite with PROSHIELD PREMIUM protection.
- ✓ Wall height from 78" to 120" depending on the model.
- ✓ High-caliber aluminum floor rail.
- ✓ U-shaped corner and H-structure crossbeam to reinforce walls and roof structure.

ALUMINUM DOORS

- ✓ High quality aluminum double doors and panels.
- ✓ All our doors are 79" high with threshold.
- ✓ The Mistral and Scandinavian have doors equipped with anti-theft hinges with automatic closing for security and peace of mind.
- ✓ PVC weatherstripping.
- ✓ All handles have locks with keys.

WINDOWS

- ✓ High quality aluminum structure.
- ✓ Opening system on each window with lock for security , except for the Mirage.
- ✓ Tinted acrylic windows on our Mirage model and thermos glasses on all our other models.





MIRAGE

MIRAGE

When Modernism and Robustness Meet

With a Contemporary Refined Style, the MIRAGE Shed is a Sure Hit.

Built to last, the Mirage has been designed very robustly. This shed features high quality FIBERWOOD and aluminum wood composite, large double doors and abundant windows on 3 sides at the top of the shed.

Made to Last

Aluminum profiled purlin, PVC roof, wood composite panel wall with PROSHIELD PREMIUM protection, aluminum door and frame.

Wood composite boards with PROSHIELD PREMIUM protection:

- ✓ Resists rot and mildew;
- ✓ Resistant to insect, fungus, shock and stains;
- ✓ Rot-proof boards therefore insensitive to humidity, UV rays and temperature changes.

Its sturdy construction is capable of supporting up to 20lb/ft² on its roof.

The Mirage is offered with a full 10-year warranty and will last over time.

3 sizes available: This model is available in three sizes: 7' x 7', 9' x 7' and 11' x 7'. An ideal outdoor storage solution for all your garden tools and equipment, garden furniture, barbecues, bicycles, pool pump & accessories and much more!

Security: In terms of security, the MIRAGE is equipped with self-closing door hinges and a door lock with key.



Easy to Install and Maintain

Our FIBERWOOD sheds are all designed in a modular way, so no adjustment or cutting will be required.

With only simple tools, 2 workers can complete the assembly in half a day.

The installation of the shed must be done on a solid leveled base. Concrete slab, asphalt driveway, paving stone or slabs, wood or composite terrace, several options are available to you.

Our sheds are all delivered on pallets.

Bilingual assembly instructions are simple and clear.

Very easy to maintain: no oil, paint or stain is required over time.

10-year warranty on the composite boards, aluminum, hardware, and accessories.

MIRAGE

Available Sizes and Specifications



ITEM	K-MIRA-0707		
	WIDTH	DEPTH	HEIGHT
Actual Dimensions	6.92'	6.97'	87.48"
Dimensions of base required	7.78'	7.32'	X

ITEM	K-MIRA-0907		
	WIDTH	DEPTH	HEIGHT
Actual Dimensions	9.20'	6.97'	87.48"
Dimensions of base required	9.89'	7.33'	X

ITEM	K-MIRA-1107		
	WIDTH	DEPTH	HEIGHT
Actual Dimensions	11.38'	6.97'	87.48"
Dimensions of base required	11.91'	7.33'	X

BUNDLE INFORMATIONS

K-MIRA-0707	DIMENSIONS			WEIGHT/LBS	DESCRIPTION
	WIDTH	LENGTH	HEIGHT		
MIRA-0707-1-3	6.46'	2.33'	1.05'	418	Wood Composite Boards
MIRA-0707-2-3	7.38'	2.30'	0.62'	108	Windows, doors and other accessories
MIRA-0707-3-3	7.38'	3.02'	0.13'	48	Roof

K-MIRA-0907	DIMENSIONS			WEIGHT/LBS	DESCRIPTION
	WIDTH	LENGTH	HEIGHT		
MIRA-0907-1-3	6.46'	2.33'	1.18'	493	Wood Composite Boards
MIRA-0907-2-3	7.38'	2.59'	0.62'	114	Windows, doors and other accessories
MIRA-0907-3-3	7.38'	3.02'	0.13'	64	Roof



K-MIRA-1107	DIMENSIONS			WEIGHT/LBS	DESCRIPTION
	WIDTH	LENGTH	HEIGHT		
MIRA-1107-1-3	6.46'	2.33'	1.28'	572	Wood Composite Boards
MIRA-1107-2-3	7.38'	2.59'	0.62'	121	Windows, doors and other accessories
MIRA-1107-3-3	7.38'	3.02'	0.13'	79	Roof

MIRAGE

Available Colors





NORDIC GREY

-  Nordic Grey Boards
-  Black Aluminum





GREY ROCK

-  Grey Rock Boards
-  Black Aluminum





WALNUT

-  Walnut Boards
-  Black Aluminum



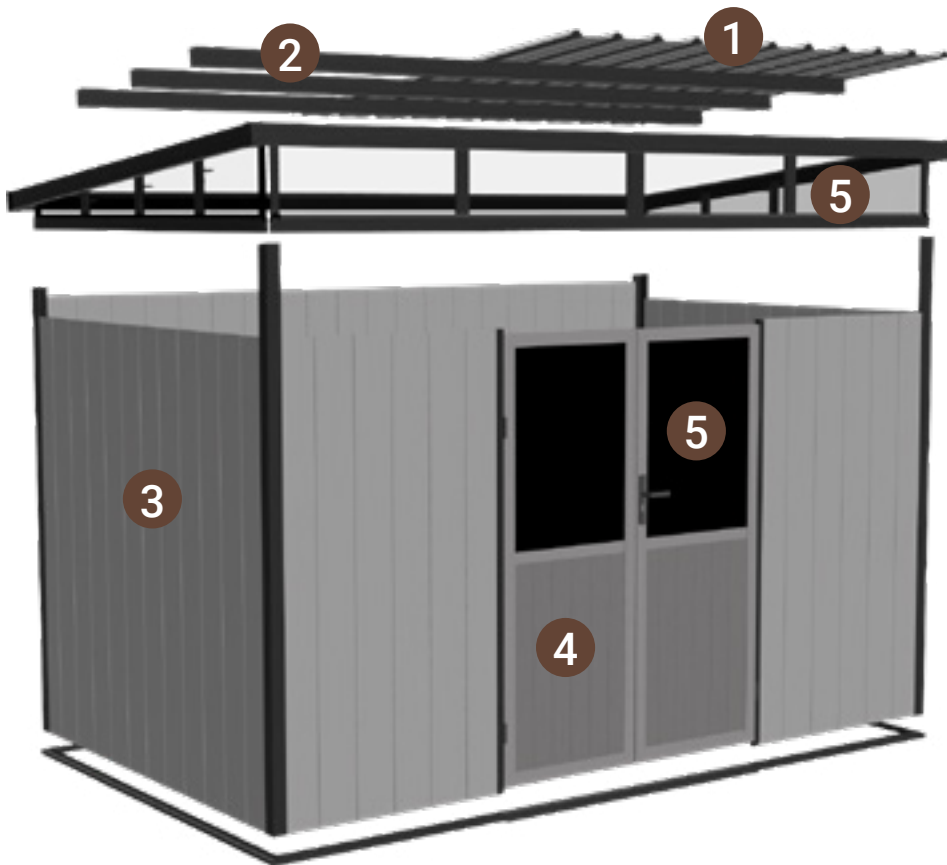
BROWN CEDAR

-  Brown Cedar Boards
-  Black Aluminum



MIRAGE

Components



- ① Roof: PVC
- ② Purlin: aluminum profile
- ③ Wall: wood composite panel
- ④ Door: Aluminum frame and panel
- ⑤ Window : Tinted acrylic glass





MISTRAL

MISTRAL

Contemporary Skillion Roof Shed – A Must

Modern and contemporary, this skillion roof shed will fit perfectly into your outdoor layout. With its wood composite and high quality aluminum, large double thermos smoked glass doors, integrated gutters and impeccable finish, this shed will stand out in your yard.

In addition to its impeccable aesthetics, this shed boasts remarkable durability through its design and the use of high-quality materials.

Solid Structure and Materials that Stand the Test of Time

Built to last over time just like your home, our engineers have designed the Mistral to withstand our harsh North American climatic conditions.

Wood composite boards with PROSHIELD PREMIUM protection:

- ✓ Resists rot and mildew;
- ✓ Resistant to insects, fungi, shocks and stains;
- ✓ Rot-proof boards therefore insensitive to humidity, UV rays and temperature changes.

High quality aluminum that does not rust over time.

Its sturdy construction is capable of supporting up to 25lb/ft² on its roof.

Premium modular design.

Security

As for the security component, we have equipped the MISTRAL with self-closing door hinges and door locks with key. Models with windows also have latches on each of them. The Mistral's thermos windows and doors are also made of tempered glass to avoid any possible injury if broken.



Easy to Install and Maintain

Our FIBERWOOD sheds are all designed in a modular way, so no adjustment or cutting will be required.

With only simple tools, 2 workers can complete the assembly in 1 day.

The installation of the shed must be done on a solid leveled base. Concrete slab, asphalt driveway, paving stone or slabs, wood or composite terrace, several options are available to you.

Our sheds are all delivered on pallets.

Bilingual assembly instructions are simple and clear.

Very easy to maintain: no oil, paint or stain is required over time.

10-year warranty on the wood composite boards, aluminum, hardware, and accessories.

MISTRAL

Available Sizes



MIST1010
10' X 10'



MIST1210
12' X 10'



MIST1212
12' X 12'



MIST2010
20' X 10'





MISTRAL

Available Colors

Note: White aluminum on request only





NORDIC GREY

-  Nordic Grey Boards
-  Black Aluminum





GREY ROCK

-  Grey Rock Boards
-  Black Aluminum





WALNUT

-  Walnut Boards
-  Black Aluminum



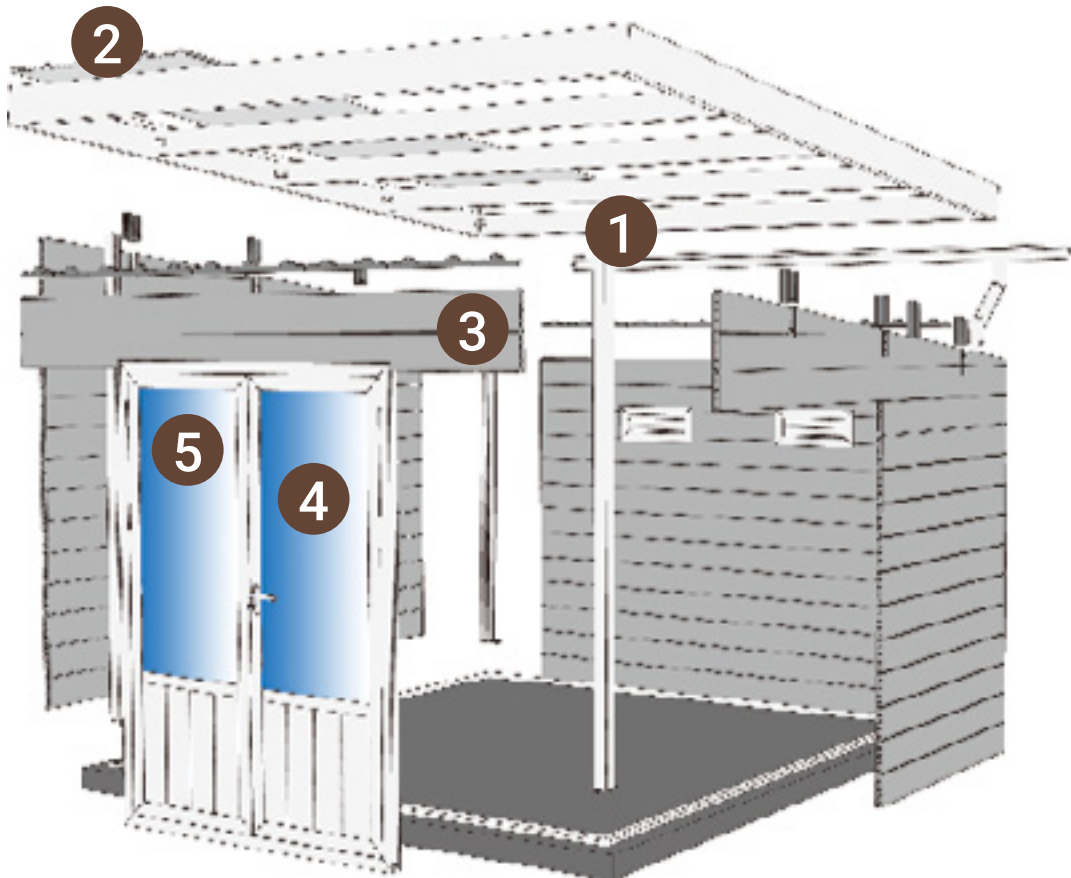
BROWN CEDAR

-  Brown Cedar Boards
-  Black Aluminum



MISTRAL

Components



- 1 Purlin: aluminum profile
- 2 Roof: PVC
- 3 Wall: wood composite panel
- 4 Door: aluminum frame and panel
- 5 Windows: thermos tempered glass



MISTRAL



Technical Features

SPECIFICATIONS

ITEM	MIST1010			MIST1210			MIST1212			MIST2010		
	WIDTH	DEPTH	HEIGHT	WIDTH	DEPTH	HEIGHT	WIDTH	DEPTH	HEIGHT	WIDTH	DEPTH	HEIGHT
Actual Dimensions	9.91'	9.42'	7.78'	12.67'	9.58'	7.81'	12.67'	12.67'	8.31'	19.71'	9.42'	8.28'
Dimensions of base required	11.91'	11.14'	X	14.67'	11.42'	X	14.67'	14.54'	X	21.41'	11.14'	X

BUNDLE INFORMATIONS

ITEM	DIMENSIONS			WEIGHT/LBS
	WIDTH	LENGTH	HEIGHT	
MIST1010	12.14'	3.64'	2.00'	1540
MIST1210	14.86'	3.64'	1.87'	1782
MIST1212	14.86'	3.64'	2.00'	2178
MIST2010	12.14'	3.64'	2.72'	2376



SCANDINAVIAN

SCANDINAVIAN

A Shed with a Gable Roof – A Classic

A redesigned classic, this 2-sided roof shed will bring beauty to any backyard while offering the most spacious and optimal storage space.

Like all our sheds, the SCANDINAVIAN is made of high quality FIBERWOOD wood composite and aluminum. It has large smoked glass double doors and integrated gutters. The careful consideration of its aesthetics and finishing results in a shed that is visually appealing, while its strength is derived from meticulous design and the use of high-quality materials.

Solid Structure and Materials that Stand the Test of Time

Built to last over time just like your home, our engineers have designed the Scandinavian to withstand our harsh North American climatic conditions.

Wood composite boards with PROSHIELD PREMIUM protection:

- ✓ Resists rot and mildew;
- ✓ Resistant to insects, fungi, shocks and stains;
- ✓ Rot-proof boards therefore insensitive to humidity, UV rays and temperature changes.

High quality aluminum that does not rust over time.

Its sturdy construction is capable of supporting up to 25lb/ft² on its roof.

Premium modular design.

Security

As for the security component, we have equipped the SCANDINAVIAN with self-closing door hinges and door locks with key. Models with windows also have latches on each of them. The Scandinavian's thermos windows are also made of tempered glass to avoid any possible injury if broken.



Easy to Install and Maintain

Our FIBERWOOD sheds are all designed in a modular way, so no adjustment or cutting will be required.

With only simple tools, 2 workers can complete the assembly in 1 day.

The installation of the shed must be done on a solid leveled base. Concrete slab, asphalt driveway, paving stone or slabs, wood or composite terrace, several options are available to you.

Our sheds are all delivered on pallets.

Bilingual assembly instructions are simple and clear.

Very easy to maintain: no oil, paint or stain is required over time.

10-year warranty on the wood composite boards, aluminum, hardware, and accessories.

SCANDINAVIAN

Available Sizes



SCAN0707
7' X 7'



SCAN1010
10' X 10'



SCAN1210
12' X 10'



SCAN1612
16' X 12'



K-SCAN1810
18' X 10'





SCANDINAVIAN

Available Colors

Note: White aluminum on request only





NORDIC GREY

-  Nordic Grey Boards
-  Black Aluminum





GREY ROCK

-  Grey Rock Boards
-  Black Aluminum





WALNUT

-  Walnut Boards
-  Black Aluminum



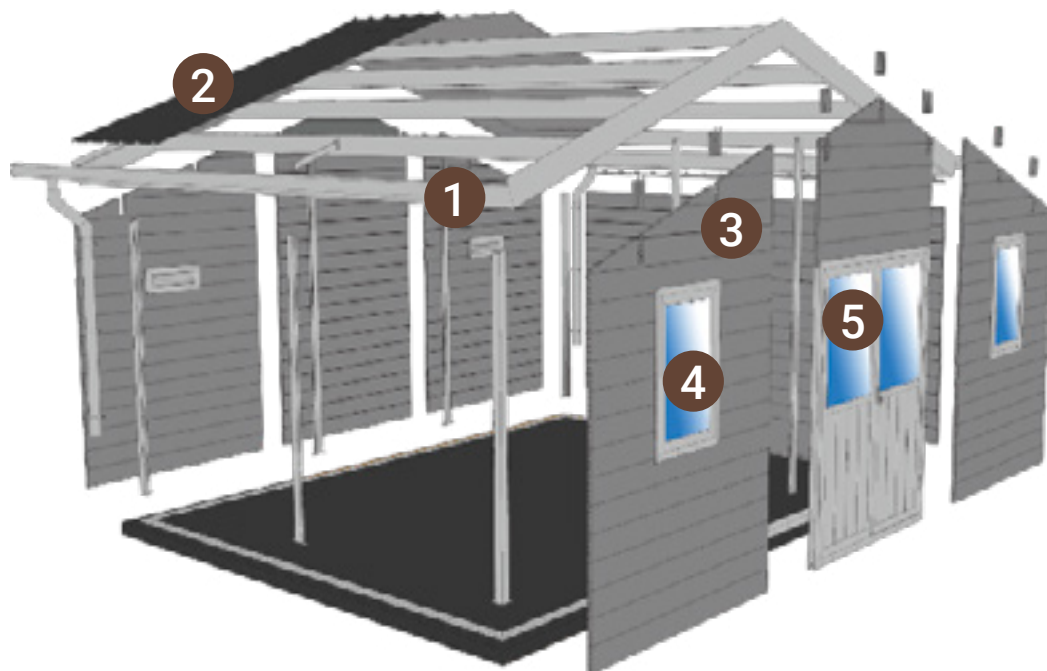
BROWN CEDAR

-  Brown Cedar Boards
-  Black Aluminum




SCANDINAVIAN

Components



- 1 Purlin: aluminum profile
- 2 Roof: PVC
- 3 Wall: wood composite panel
- 4 Windows: thermos tempered glass
- 5 Door: aluminum frame and panel



SCANDINAVIAN



Technical Features

SPECIFICATIONS

ITEM	SCAN0707			SCAN1010			SCAN1210			SCAN1612			K-SCAN1810		
	WIDTH	DEPTH	HEIGHT	WIDTH	DEPTH	HEIGHT	WIDTH	DEPTH	HEIGHT	WIDTH	DEPTH	HEIGHT	WIDTH	DEPTH	HEIGHT
Actual Dimensions	7.68'	6.69'	8.60'	9.16'	9.16'	8.86'	12.60'	9.16'	9.48'	16.34'	12.66'	10.17'	16.86'	9.16'	9.48'
Dimensions of Base Required	9.62'	7.71'	X	11.07'	11.91'	X	14.64'	11.91'	X	18.37'	14.70'	X	18.77'	11.10'	X

BUNDLE INFORMATIONS

ITEM	DIMENSIONS			WEIGHT/LBS
	WIDTH	LENGTH	HEIGHT	
SCAN0707	7.87'	3.64'	2.36'	1452
SCAN1010	12.14'	3.64'	2.00'	1782
SCAN1210	12.80'	3.64'	2.00'	2134
SCAN1612	16.50'	3.64'	2.59'	2772

K-SCAN1810	DIMENSIONS			WEIGHT/LBS	DESCRIPTION
	WIDTH	LENGTH	HEIGHT		
SCAN1810-1-2	9.32'	3.64'	2.03'	2618	Wood Composite Boards
SCAN1810-2-2	18.83'	1.35'	0.85'	990	Windows, doors, roof and other accessories



DECKING



OPTIMAL PROTECTION PROSHIELD PREMIUM®



FIBERWOOD offers you only the best for your wood composite floor with our PROSHIELD PREMIUM® protective coating on all sides. Our coating offers unprecedented protection against all external elements and offers a guaranteed longevity of 30 years.

PROSHIELD PREMIUM® protection is an innovative process that provides a **protective layer on all four sides of composite decking**. This technique covers all sides of our boards (**even inside the grooves**), providing an ultimate protection against stains, bumps, insects, pet scratches, claws, as well as UV rays which are responsible for the discoloration of the boards.



INNOVATION





Detail and Finishing Experts

Our team of experts succeeded in developing high-quality wood composite boards for your exterior landscaping, but its mandate did not stop there: in order to allow you to create exceptional exterior spaces as we promised, our team has looked into all the aspects to be taken into consideration in order to offer you unique creations and a perfect finish. That is why we are happy to offer you:

- ✓ Six (6) choice of very trendy colors;
- ✓ Two (2) types of boards:
 1. Advantage
 2. ELITE (reversible and two-tone colors);
- ✓ A wood grain with a remarkably natural finish;
- ✓ Stair nose;
- ✓ A starter board that requires no screws on top;
- ✓ Concealed CAMO* fastening system allowing you to obtain the most uniform installation.

**CAMO Distributor of high-end products for decking and railings*



The Fiberwood Quality

Our wood composite decking boards rank among the best in the industry and nothing is left to chance!



3D FIBER
FIBER3D SURFACE realistic 3D grooved wood grain

Rot-proof boards, they are insensitive to humidity, rays and temperature changes.

Increased impact resistance and requires very little maintenance thanks to PROSHIELD PREMIUM® 360° protection on 4 sides and grooves.

Resists insect attacks. Resists rot and mildew.

Anti-fade and UV technology protection

Infinitely recyclable

Very favorable ecological results

Non-toxic for humans and the environment

Very little maintenance. Wood Composite decking only requires occasional rinsing with clean water to retain its full shine.

It is impossible for moss and fungi to develop on this type of material.

No painting, sanding or staining required. No splinters or splits. They do not deform or swell.

Slip resistance so less chance of slipping than on wood or cement.

An affordable price: FIBERWOOD stands out for its quality, but also for its very competitive prices. Taking into account the lifespan of the product and that it requires little maintenance, this is a very smart purchase for your projects.

Fiberwood offers a 30-year warranty on wood composite decking and cladding boards, and 10-year warranty on all Fiberwood Sheds.

PROSHIELD PREMIUM

UV

EASY CLEAN

ANTI-SLIP

30 YEARS WARRANTY

10 YEARS WARRANTY

Our Semi-Solid Deck Board ADVANTAGE

The ADVANTAGE semi-solid deck board offers a highly competitive price, which is one of its main advantages.

In addition to its very advantageous price, it benefits from the PROSHIELD PREMIUM protection that covers all four sides of the board, including the grooves.

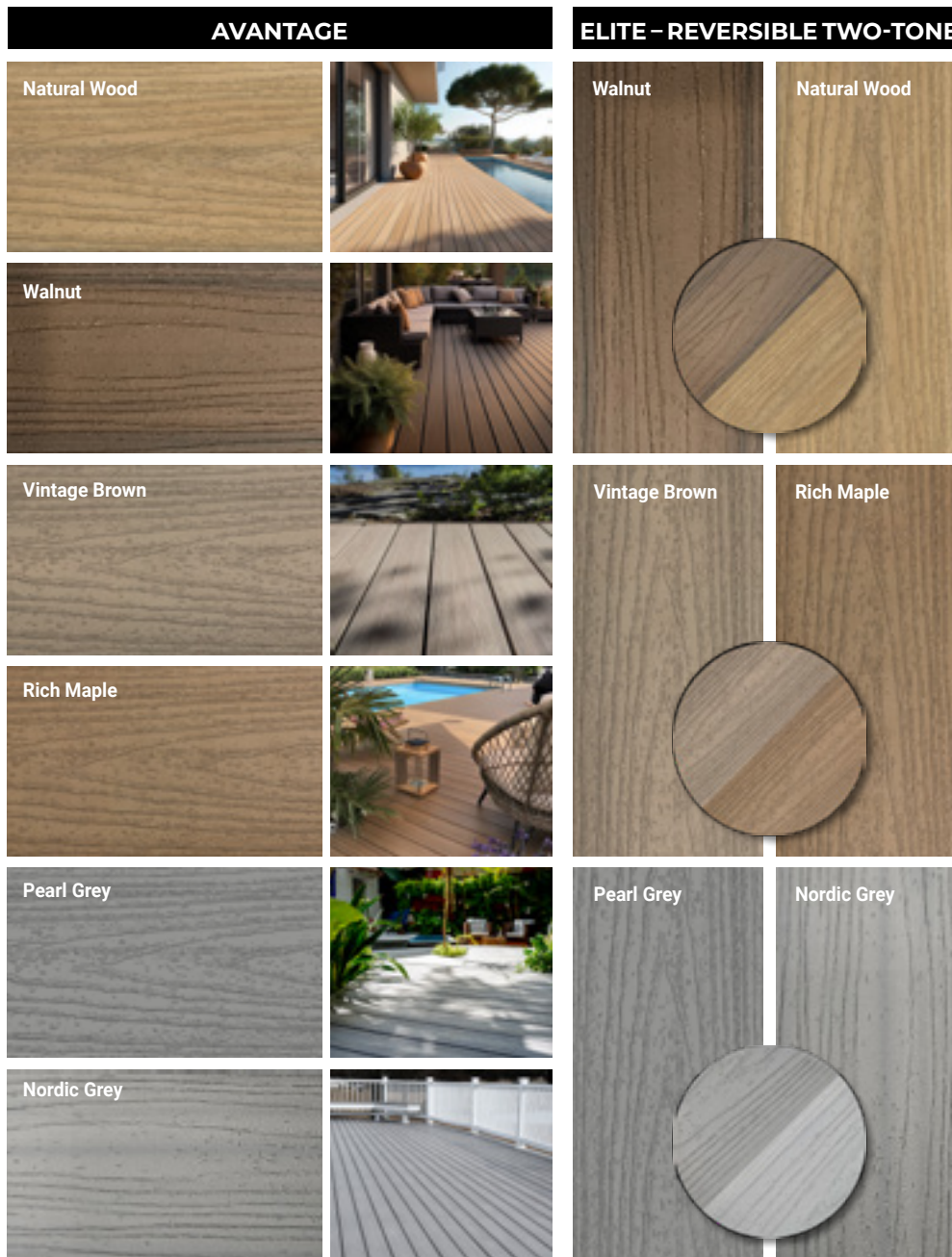
Despite its light weight, the ADVANTAGE semi-solid board is very durable. Its wood composite fabrication makes it stronger than wood, while its design makes it lighter.

The ADVANTAGE board is a residential-grade board, which means it is designed for less traffic than a commercial grade board, but it offers all the same advantages and comes with an extended warranty of thirty (30) years.

This board offers a natural wood finish and is available in six (6) trendy colors to create your dream deck.



FIBERWOOD offers you the 6 trendiest colors for 2024



Our Solid Deck Board ELITE

One of the main advantages of the ELITE solid deck board is its unparalleled strength and durability. The ELITE board is rated for both residential and commercial use.

The ELITE board is fully finished on both sides, providing a perfect finish for both the top and bottom of your balcony or deck.

The boards are also reversible and two-toned for a unique customization of your outdoor spaces. The ELITE board is available with a 30-year warranty for residential use and a 25-year warranty for commercial use, and it has all the other benefits of Fiberwood boards.



The ELITE boards come with the optimal PROSHIELD PREMIUM® protection, an ultra-resistant protective coating on all four sides of the board, including the grooves. The ELITE board benefits from all the other advantages of Fiberwood boards.

Give your deck a unique natural look with ELITE boards. Available in 6 trendy colors, our boards offer an extremely natural wood finish. Get your dream deck now with ELITE boards - the ultimate choice for a standout outdoor living space.

OUR 3 SOLID REVERSIBLE & TWO-TONE BOARDS ELITE FROM FIBERWOOD



Pearl Grey
Nordic Grey



Walnut
Natural Wood



Vintage Brown
Rich Maple



Nosing Board

Fiberwood stands out in the industry by offering a 90 degree nosing board on the front of the step to give you a very nice finish.

Advantages of FIBERWOOD nosing boards and stair boards

- ✓ Non-slip properties
- ✓ Weather resistant
- ✓ Easy to install
- ✓ Very low maintenance
- ✓ Long life expectancy (30 years)
- ✓ PROSHIELD PREMIUM® 360° protection




Fiberwood wood composite nosing boards and stair boards offer a surface designed to provide slip resistance, even when walking barefoot.

Very easy to install, our nosing boards will bring an impeccable finish to your terrace and patio.

Stair Tread - Unique in the market!

Fiberwood stair treads¹ measure 12 inches width, 1½ inches in thickness, and 12 feet length. These treads are not only slip-resistant but also available in colors that match the deck boards, ensuring a harmonious aesthetic. Additionally, they offer the option to integrate 12-foot aluminum stiffener³, allowing for increased spacing of the stringers to 36" and for a robust attachment of guardrail posts and handrails. The finishing caps² feature a full sealing system with 'O'-shaped gaskets enclosing the steps, preventing any water infiltration.





Starting Boards

Fiberwood also sets itself apart by offering a starting board with hidden fasteners under the board allowing you to install the board without any screw holes on the deck. Use the hidden fasteners to secure the starting board and get a flawless finish without screw holes on the board.

It has been specially designed to facilitate the junction between the side of the terrace and the top of it. Thanks to the grooves, you will only have to clip our double hidden fastener to fix your boards.

Like all of our boards, the starting boards are fully protected by PROSHIELD PREMIUM® 360° protection, including inside the grooves.

Advantages of Fiberwood Starting Boards

- ✓ Does not require any screwing on the board
- ✓ Non-slip properties
- ✓ Weather resistant
- ✓ Easy to install
- ✓ Very low maintenance
- ✓ Long life expectancy (30 years)
- ✓ PROSHIELD PREMIUM® 360° protection



Hidden Fasteners

For a more than perfect finish

The CAMO hidden fasteners allow you to achieve the most seamless installation possible. These fasteners are installed in the groove of the boards to provide a durable and solid installation. CAMO Hidden Fasteners were also designed to extend the life of your deck by attaching boards directly to joists.


Benefits of Hidden Decking Fasteners CAMO

- ✓ They are easy to install.
- ✓ The result is an impeccable terrace surface without visible fasteners.
- ✓ They are made of stainless steel.

We offer all screws, tools and hidden fasteners in partnership with

CAMO

www.camofasteners.com/products

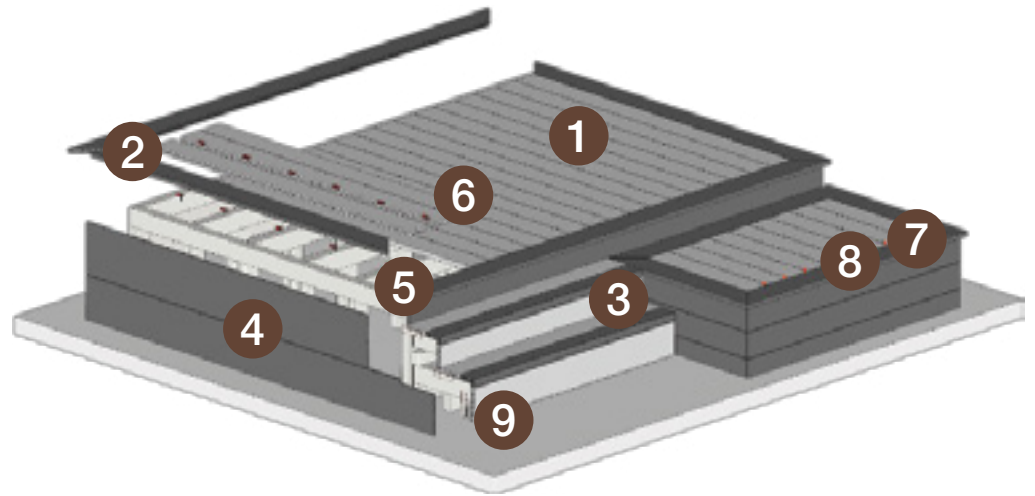


STARBORN Starborn accessories also available





Installation & Accessories




1 Solid or semi-solid deck boards with groove



7 EDGEX Clip - Any model of deck for wood joist



2 Solid starter board or solid deck board without groove



8 EDGEXMETAL Clip - 14 to 18 gauge steel and aluminum structure

3 Nosing board



4 Fascia board



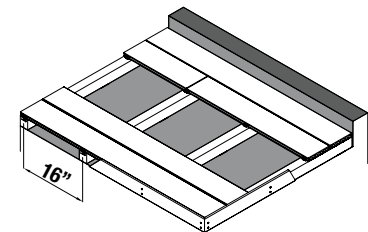
5 STARTER Clip for wood joist




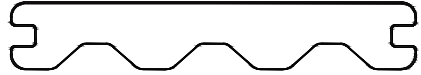

6 EDGE Clip - 90 degree deck model on wood joist


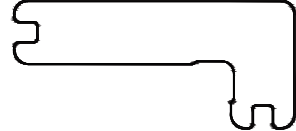




DISTANCE CENTER TO CENTER OF THE JOISTS: 16 INCHES



DECKING BOARDS – FEATURES

FEATURES	DECKING		
	DECKING BOARD GROOVED - ELITE	SEMI-SOLID DECKING BOARD - ADVANTAGE	DECKING BOARD SQUARE EDGES - ELITE
	1" X 6"	1" X 6"	1" X 6"
Actual Dimensions-Standard	0.88" x 5.32"	0.88" x 5.32"	0.88" x 5.32"
Actual Dimensions-Metric	22.5MM x 135MM	22.5MM x 135MM	22.5MM x 135MM
Available Length-Standard	12', 16', 20'	12', 16', 20'	12', 16', 20'
Available Length-Metric	12' = 3700MM 16' = 4920MM 20' = 6120MM	12' = 3700MM 16' = 4920MM 20' = 6120MM	12' = 3700MM 16' = 4920MM 20' = 6120MM
Grooved Edge	X	X	
Dual Colors	X		X
Weight / Liner Foot	3,74 kg/m	3,08 kg/m	3,82 kg/m
DRAWING			

FEATURES	DECKING			
	STARTING BOARD	NOSING BOARD	RISER BOARD	FASCIA BOARD
	1" X 6"	2" X 4"	8"	12"
Actual Dimensions-Standard	0.88" x 5.32"	1.77" x 3.86"	0.59" x 7.76"	0.59" x 11.81"
Actual Dimensions-Metric	22.5MM x 135MM	45MM X 98MM	15MM X 197MM	15MM X 300MM
Available Length-Standard	12', 16', 20'	12'	12'	12'
Available Length-Metric	12' = 3700MM 16' = 4920MM 20' = 6120MM	12' = 3700MM	12' = 3700MM	12' = 3700MM
Grooved Edge	One Side Grooved, Another Side Square	X		
Dual Colors			X	
Weight / Liner Foot	3,54 kg/m	3,24 kg/m	3,72 kg/m	5,96 kg/m
DRAWING				

WOOD COMPOSITE BOARDS

FEATURED PRODUCT

FEATURED PRODUCT



	ELITE SQUARE EDGES	ELITE GROOVED	ADVANTAGE SEMI-SOLID	STARTING BOARD	FASCIA BOARD	RISER BOARD	NOSING BOARD
--	--------------------	---------------	----------------------	----------------	--------------	-------------	--------------

Unique on the market				✓			✓
Reversible Board / 2 colors	✓	✓				✓	
Grooved Edge	✓	✓	✓	✓			✓
4 sides protection PROSHIELD PREMIUM®	✓	✓	✓	✓	✓	✓	✓
Resistant to fading and swelling	✓	✓	✓	✓	✓	✓	✓
Resistant to scratches and animal claws	✓	✓	✓	✓	✓	✓	✓
Waterproof	✓	✓	✓	✓	✓	✓	✓
Requires no staining or sealing	✓	✓	✓	✓	✓	✓	✓
Comfortable in Summer: 35% cooler than traditional composite	✓	✓	✓	✓	✓	✓	✓
95% recycled content and 95% recyclable	✓	✓	✓	✓	✓	✓	✓
Certifications: BSCI, CE, FSC, ISO, CCMC	✓	✓	✓	✓	✓	✓	✓
Commercial use (25-year warranty)	✓	✓		✓	✓	✓	✓
Residential use (30-year warranty)	✓	✓		✓	✓	✓	✓
Width / Thickness	5 1/2 x 7/8 in	5 1/2 x 7/8 in	5 1/2 x 7/8 in	5 1/2 x 7/8 in	11 3/4 x 5/8 in	7 3/4 x 5/8 in	3 7/8 x 1 7/8 in
Available lengths	12', 16', 20'	12', 16', 20'	12', 16', 20"	12', 16', 20'	12'	12'	12'



FENCES



Royal Edition

This style of fence stands out for its unique design both in its engineering structure and in its installation method. With its tri-dimensional fluted look, the Royal Edition is not only visually extremely appealing, but it also has an ultra strong structure. It will add a unique touch to your outdoor landscaping and property with its contemporary and elegant look. Love at first sight guaranteed!




Classic Edition

The Classic Edition offers two types of finish: sanded or with wood grain. This type of siding is a perfect imitation of wood but without all of its drawbacks: a combination of the beauty of natural wood with the unequaled performance of our FIBERWOOD wood composite board. The Classic Edition is easy to install and allows you to create warm and unique spaces.

Royal Edition

- ✓ Unique engineering design
- ✓ FIBERWOOD wood composite fence of exceptional quality
- ✓ Very attractive tri-dimensional fluted dimensional appearance
- ✓ Contemporary modern look
- ✓ Ultra strong board structure
- ✓ Tongue and Groove board system
- ✓ Time-tested...
30-year warranty




Classic Edition

- ✓ A classic! Perfect imitation of wood without its drawbacks
- ✓ The beauty of natural wood with the unmatched performance of our high quality FIBERWOOD wood composite
- ✓ Solid board structure
- ✓ Tongue and Groove board system
- ✓ Time-tested...
30-year warranty



FIBERWOOD Brings you a Variety of the Trendiest Colors for 2024

CLASSIC EDITION



ROYAL EDITION





PANELS

FIBERWOOD DECORATIVE PANELS

Choose from our five privacy panel models available in two sizes (6' X 1' and 6' X 2').

Add a touch of modernity and intimacy with our decorative aluminum panels! FIBERWOOD offers five contemporary designs that will bring a unique style to your outdoor living space.

Made from high-quality aluminum, these strong and durable panels can adapt to any garden or patio style.

Aluminum is a lightweight but sturdy material that does not rust or deform. It is also easy to maintain and clean, making it an ideal choice for privacy walls.

These aluminum privacy panels can be used on top of your fences or to hide unsightly elements such as trash cans or outdoor air conditioning units.

In addition to their aesthetics and functionality, aluminum privacy panels are also environmentally friendly. It is a recyclable and eco-responsible material.



ALUMINUM DECORATIVE PANEL - RIVERSTONE

The RIVERSTONE aluminum decorative panel adds a touch of modernity while serving as a privacy wall. It's the perfect choice to bring a touch of sophistication to your outdoor space.

CHOOSE RIVERSTONE

Sleek style: it recalls the pebbles found on the bank of a small stream. A modern design that brings an elegant and minimal aesthetic to your fence.


Versatility: Black is a universal color that goes well with different decor and landscape styles, making it a popular choice for fences.

Resistance: Aluminum is a corrosion and weather-resistant metal, ensuring that the panel will remain beautiful and functional for many years.


FEATURES:

- Powder coated aluminum decorative panel
- Available in two sizes (6'X1') and (6'X2')
- Can be inserted between boards or above them
- Perfect finish thanks to the integrated frame
- 10-year warranty on the panels

ALUDP-RIVERSTONE-62



ALUDP-RIVERSTONE-61



ALUMINUM DECORATIVE PANEL - PALM

The PALM decorative aluminum panel offers a tropical leaf design that will bring a touch of exoticism, nature, and freshness to your outdoor space while serving as a privacy wall.

CHOOSE PALM

Exotic Style: Tropical leaves are often associated with warmth, life, and beauty, which can give a pleasant and relaxed atmosphere to the place where the panel is installed.

Low Maintenance: Unlike other materials, aluminum requires very little maintenance to retain its appearance.

Durability: Aluminum is a durable material, resistant to corrosion and easy to maintain, making it an ideal choice for an outdoor decorative panel.

FEATURES:

- Powder coated aluminum decorative panel
- Available in two sizes (6'X1') and (6'X2')
- Can be inserted between boards or above them
- Perfect finish thanks to the integrated frame
- 10-year warranty on the panels

ALUDP-PALM-62



ALUDP-PALM-61



ALUMINUM DECORATIVE PANEL - BAMBOO

The BAMBOO decorative aluminum panel will bring a touch of zen and simplicity to your outdoor living space while serving as a privacy wall. The soft lines and shapes of bamboo can give a sense of fluidity and grace, while providing an exotic touch.

CHOOSE BAMBOO

Zen Style: Bamboo is often associated with nature, serenity, and stability, which can give a calming and peaceful atmosphere to the place where the panel is installed.

Customization: Decorative aluminum panels are an excellent solution to personalize your fence and living space while enjoying their ease of maintenance.

Ambiance: This modern and sleek black design is an aesthetic choice that will bring a touch of sophistication to your outdoor space. It evokes a natural and peaceful ambiance while being functional and durable

FEATURES:

- Powder coated aluminum decorative panel
- Available in two sizes (6'X1') and (6'X2')
- Can be inserted between boards or above them
- Perfect finish thanks to the integrated frame
- 10-year warranty on the panels

ALUDP-BAMBOO-62



ALUDP-BAMBOO-61



ALUMINUM DECORATIVE PANEL - MATRIX

The MATRIX decorative aluminum panel offers a modern and sleek aesthetic. It uses simple, yet elegant lines to create an appealing pattern. In addition to its modern beauty, this type of panel can also provide privacy protection.

CHOOSE MATRIX

Modern Style: If you're looking for a simple, elegant, and original design for your fence, the Matrix style may be an excellent choice. It brings a touch of symmetry and structure to your outdoor area with its clean and trendy geometric patterns.


Adaptability: This style can blend in with different architectural and decorative styles, making it adaptable to almost all home styles.

Durability: Aluminum is a durable material that can resist rust and corrosion, meaning the panel can maintain its attractive appearance for many years.

FEATURES:

- Powder coated aluminum decorative panel
- Available in two sizes (6'X1') and (6'X2')
- Can be inserted between boards or above them
- Perfect finish thanks to the integrated frame
- 10-year warranty on the panels

ALUDP-MATRIX-62



ALUDP-MATRIX-61



ALUMINUM DECORATIVE PANEL - PICASSO

The Picasso Aluminum Decorative Panel is a bold choice inspired by modern and abstract art, offering an artistic, creative, and unique look to your fence. It brings a touch of personality and originality to your outdoor area, making it an exceptional choice for those seeking an artistic and original design.

CHOOSE PICASSO

Artistic style: If you are looking for a creative and unique style for your fence, the PICASSO style may be an excellent choice. It uses unexpected and geometric shapes to create an attractive and distinctive pattern.

High visual impact: Complex geometric shapes create a visually appealing harmony. This intricate design will catch the eye and add visual depth to your fence.

Durability: In addition to offering sophisticated elegance, decorative aluminum panels are strong and durable, allowing you to enjoy their aesthetic for many years.

FEATURES:

- Powder coated aluminum decorative panel
- Available in two sizes (6'X1') and (6'X2')
- Can be inserted between boards or above them
- Perfect finish thanks to the integrated frame
- 10-year warranty on the panels

ALUDP-PICASSO-62



ALUDP-PICASSO-61





ALUMINUM

ALUMINUM BOARDS


FIBERWOOD aluminum boards are made from a high-quality pure aluminum alloy 6063 T6 meeting the AAMA2603 standard.

This type of board provides maximum privacy while offering contemporary horizontal lines in style.

Choose an aluminum board for both its aesthetics and durability. Aluminum boards are extremely durable and resistant to weather, corrosion, and rust. They do not warp, crack, or degrade over time, unlike some other materials.

In addition, aluminum boards require little maintenance and can easily be cleaned with water and soap. They do not require any paint treatments or protective coatings, which saves time and money in the long run.

By opting for black aluminum boards, your plants will stand out dramatically against the black background.



CHOOSE YOUR STYLE


When it comes to aluminum boards, you have a choice between two distinct styles: **open** or **as top fence**. Each style offers unique advantages, allowing you to create an ambiance and aesthetics that match your personal taste.

The **open style**, with its elegant openings, adds a touch sophistication. These openings allow natural light to filter through, creating a subtle play of shadows and light. This style allows the sunlight to pass through the spaces between the slats, maintaining plants and lawns healthy while brightening dark areas of your garden.

Another interesting and popular option is to combine aluminum boards with a horizontal top section for your fence, adding a touch of modernity and dynamism to the overall look.

Whatever you choose, consider the overall aesthetics of your property, your desired level of privacy, and your personal preferences.

Transform your outdoor space into a haven of peace with aluminum boards that combines style, functionality, and exceptional durability. Make the choice that aligns with your vision and create a unique atmosphere that will make your property truly exceptional.



ALUMINUM GATES

Fiberwood offers 2 aluminum GATE structures:

- 40.25", black powder coating
- 46.25", black powder coating

Enhance the beauty and security of your property with our top-of-the-line aluminum fence gates. Crafted with precision and durability in mind, our gates are designed to seamlessly complement your fencing while providing convenient access. Choose from two sizes:

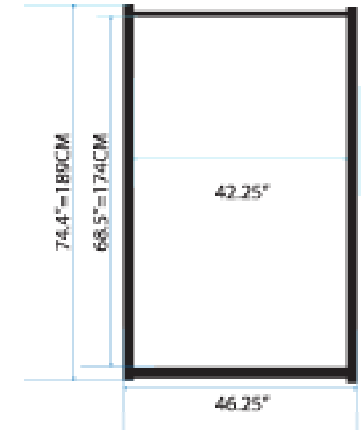
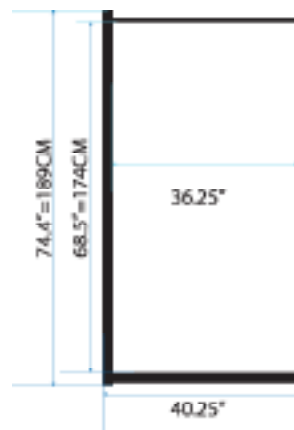
40.25-Inch:

- ✓ **Elegant Design:** Our 40.25-inch gate features a sleek and modern design that will enhance the aesthetics of your property.
- ✓ **Easy Access:** With a generous width, this gate ensures hassle-free entry and exit for both pedestrians and small vehicles.

46.25-Inch:

- ✓ **Spacious Entry:** The 46.25-inch gate provides a wider entrance, perfect for accommodating pedestrians and larger vehicles and equipment.

All our aluminum GATE structures are meticulously designed with attention to detail and made from high-quality materials to ensure exceptional durability. They are also easy to maintain, weather-resistant, and require minimal upkeep.





CHOOSE ORIGINALITY

Unleash your creativity and originality. Aluminum boards offer a multitude of possibilities for combining them according to your tastes and imagination.



ALPAN-3P
Aluminum board
3in x 6ft - Black



ALPAN-4P
Aluminum board
4in x 6ft - Black



ALPAN-4P-TG
Aluminum board with tongue
and groove
4in x 6ft - Black

STRUCTURES AND ACCESSORIES



ALPOST-3X3X116
Aluminum Fence Post
3"x3"x116" - Black



ALPOST-73C
Aluminum Corner Post
Curved, 73in - Black



ALPOST-73F
Aluminum Corner Post
Flat, 73in - Black



SPACER-100
Nylon Spacer, Black, Bag
of 100 pcs



ALCH-BOTTOM
Aluminum Bottom U-Channel, with
Drainage Holes, 73" - Black



ALCH-SIDE
Aluminum Side U-Channel,
1 side closed, 72" - Black



ALCH-TOP
Aluminum Top U-Channel
73" - Black



ALSLEEVE-3X3X48
Aluminum Sleeve
3"x3"x48" - Mill Finish



ALCOVER-3X3
Aluminum Base Cover for
3" Post - Black

STRUCTURES AND ACCESSORIES



ALCAP-3X3
Aluminum Cap for
3" Post - Black



ALPLATE-3X3
Aluminum Base Plate for
3" Post - Black



CP-DD-BLK
Door Drop Kit for WPC or
Aluminum Double Gates



CP-ALU-GH
Aluminum Gate Handle
- Black



CP-ALUG-42
Aluminum Gate Frame of
40.25in - Black



CP-ALUG-48
Aluminum Gate Frame of
46.25in - Black



CP-ALULS-4X4
Aluminum L-Bracket
4x4in - Black



CP-ALULS-4X5.5
Aluminum L-Bracket
4x5.5in - Black



D&D Technologies®



LL3PWA / OKKLATCH®
PLUS / Medium Security
Gate Latch



LLAA / OKKLATCH®
REGULAR / General-purpose
Gate Latch



LLB / EXTERNAL ACCESS KIT
For Gate Latch LLAA



TCHDMA1 / TRUCLOSE®
MULTI-ADJUST™ HEAVY-
DUTY HINGE Highly Adjustable



TCAMA2 / TRUCLOSE®
HINGE
Mini Multi-Adjust Regular
Hinge

AN ENVIRONMENTALLY-FRIENDLY PRODUCT: OUR GOAL, OUR COMMITMENT



The perfect alliance between natural beauty and environmental commitment

Did you know that, according to statistics, approximately 1 million plastic bottles are consumed worldwide every minute? In the face of this alarming reality, finding sustainable solutions to reduce our ecological footprint has become more crucial than ever. Thankfully, our FIBERWOOD wood composite boards provide a tangible solution to this significant issue.

Made from 90% recycled wood and plastic particles, our FIBERWOOD wood composite boards offer an environmentally-friendly choice. By utilizing recycled materials, we effectively decrease the demand for virgin plastic and wood sourced from deforestation. Each FIBERWOOD board plays a part in reducing plastic waste and preserving our valuable forest resources.

What sets our eco-friendly product apart is not only its remarkable 90% recycled content but also its 100% recyclability. This means that when a FIBERWOOD board reaches the end of its lifespan, typically around 30 years, it can be transformed into new materials, preventing it from ending up in landfills and further minimizing our environmental impact.

Additionally, FIBERWOOD wood composite boards are free from harmful chemicals and Volatile Organic Compounds (VOCs). We prioritize providing a safe and healthy product, ensuring optimal indoor air quality and user well-being. With FIBERWOOD, you can create a living space or outdoor installation without concerns about adverse effects on your health or the environment.

Join us in our unwavering commitment to sustainability and environmental preservation. Make the conscious choice of FIBERWOOD and become part of the global movement towards a more eco-friendly lifestyle. Together, we can construct a better future—one board at a time.



RECYCLED AND RECYCLABLE ECO-FRIENDLY PRODUCTS






PROTECT OUR PLANET




Our commitment to our clients and the environment

Our wood composite is a very high quality product, made with over 90% wood particles and recycled plastic. The manufacture of these boards combines the quality of wood with the durable resistance of plastic and gives rise to a recycled product of very high quality in harmony with our planet. **This type of device is therefore part of an ecological and environmentally friendly approach**, and makes it possible to manufacture new materials from substances formerly intended for disposal. Durable, these boards have an extremely long lifespan and **can themselves be recycled indefinitely**.

Embellish your green spaces while protecting them.

-  Made with 90% recycled content
-  All components of FiberWood boards are 100% recyclable
-  Contains no harmful chemicals or VOCs
-  Does not contain virgin wood
-  Made with post-consumer recycled plastic and recycled hard wood



829, Industriel Blvd., Bois-des-Filion, QC, J6Z 4T3
514-360-1866 / 888-360-1866
fiberwood.ca